

## PS-121000 12 Volt 100.0 AH

Rechargeable Sealed Lead Acid Battery



We've Got The Power.™



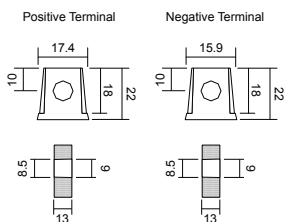
### Features

- Absorbent Glass Mat (AGM) technology for superior performance
- Valve regulated, spill proof construction allows safe operation in any position
- Power/volume ratio yielding unrivaled energy density
- Rugged impact resistant ABS case and cover (UL94-HB)
- Integrated ABS carrying handles for ease of movement
- Approved for transport by air. D.O.T., I.A.T.A., F.A.A. and C.A.B. certified
- U.L. recognized under file number MH 20845

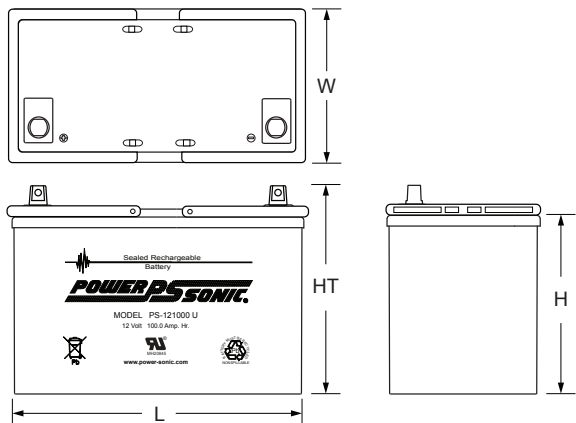
### Terminals

(mm)

- U: Universal terminals: Heavy-duty posts with 'nut & bolt' fasteners



### Physical Dimensions: in (mm)



L: 12.00 (305) W: 6.60 (168) H: 8.15 (207) HT: 8.98 (228)

Tolerances are +/- 0.04 in. (+/- 1mm) and +/- 0.08 in. (+/- 2mm) for height dimensions. All data subject to change without notice.

### Performance Specifications

**Nominal Voltage** ..... 12 volts (6 cells)

#### Nominal Capacity

20-hr. (5A to 10.50 volts) .....	100.0 AH
10-hr. (9.2A to 10.50 volts) .....	92.0 AH
5-hr. (15.8A to 10.20 volts) .....	79.0 AH
1-hr. (55.2A to 9.00 volts) .....	55.2 AH
15-min. (175A to 9.00 volts) .....	43.8 AH

**Approximate Weight** ..... 68.00 lbs. (30.84 kg)

**Energy Density** (20-hr. rate) ..... 1.86 W-h/in<sup>3</sup> (113.45 W-h/l)

**Specific Energy** (20-hr. rate) ..... 17.65 W-h/lb (38.91 W-h/kg)

**Internal Resistance** (approx.) ..... 5 milliohms

**Max Discharge Current** (7 Min.) ..... 300.0 amperes

**Max Short-Duration Discharge Current** (7 Sec.)..... 750.0 amperes

**Shelf Life** (% of nominal capacity at 68°F (20°C))

1 Month .....	97%
3 Months.....	91%
6 Months .....	83%

#### Operating Temperature Range

Charge.. ..... -4°F (-20°C) to 122°F (50°C)

Discharge.....-40°F (-40°C) to 140°F (60°C)

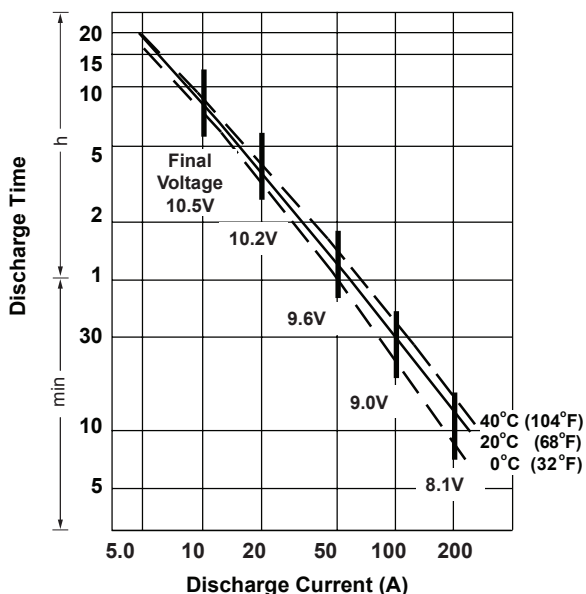
**Case** ..... ABS Plastic

**Power-Sonic Chargers** .....PSC-1210000A-C

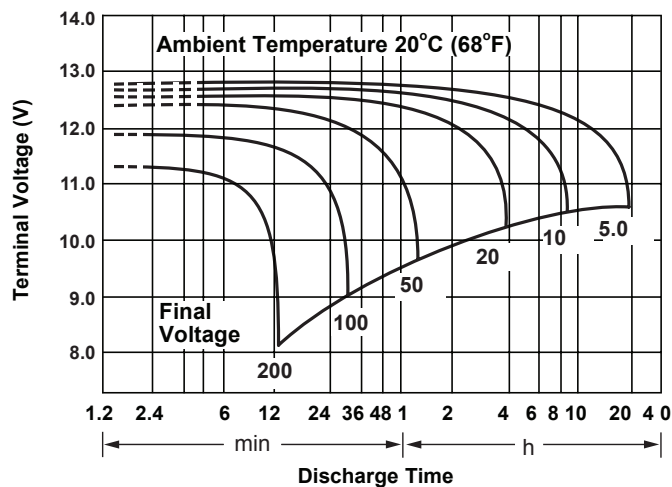
**Constant Power Discharge Ratings**

MODEL	FINAL VOLTAGE	WATTS PER CELL @ 25 ° C						
		5 MIN	10 MIN	15 MIN	20 MIN	30 MIN	45 MIN	60 MIN
<b>PS-121000</b>	1.75	550	395	312	267	207	152	128
	1.70	586	413	324	277	212	155	129
	1.67	605	421	330	283	215	158	130

**Discharge Time vs. Discharge Current**



**Discharge Characteristics**



**Charging**

**Cycle Applications:** Limit initial current to 20A. Charge until battery voltage (under charge) reaches 14.4 to 14.7 volts at 68 °F (20 °C). Hold at 14.4 to 14.7 volts until current drops to under 1A. Battery is fully charged under these conditions, and charger should be disconnected or switched to “float” voltage.

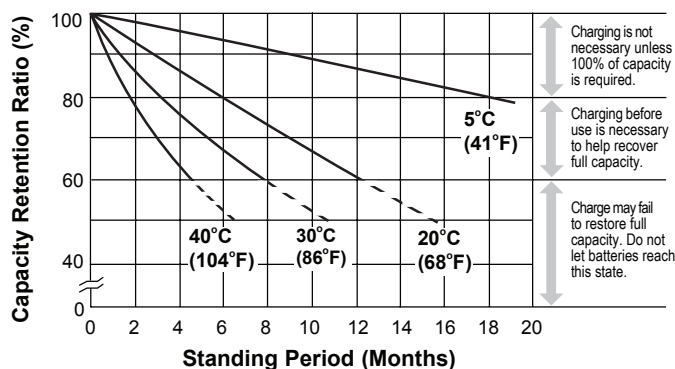
**“Float” or “Stand-By” Service:** Hold battery across constant voltage source of 13.5 to 13.8 volts continuously. When held at this voltage, the battery will seek its own current level and maintain itself in a fully charged condition.

**Note:** Due to the self-discharge characteristics of this type of battery, it is imperative that they be charged within 6 months of storage, otherwise permanent loss of capacity might occur as a result of sulfation.

**Chargers**

Power-Sonic offers a wide range of chargers suitable for batteries up to 100AH. Please refer to the Charger Selection Guide in our specification sheets for “C-Series Switch Mode Chargers” and “Transformer Type A and F Series”. Please contact our Technical department for advice if you have difficulty in locating suitable models.

**Shelf Life & Storage**



**Further Information**

Please refer to our website [www.power-sonic.com](http://www.power-sonic.com) for a complete range of useful downloads, such as product catalogs, material safety data sheets (MSDS), ISO certification, etc..